


Bronstein Gambit (3)

Database: 31-XII-2010 (4,399,153 games)

Report: 1.e4 e5 2.♘f3 f5 3.♗xe5 ♖f6 4.d4 d6 5.♗c4 fxe4 6.♞h5+ g6 7.♞e2 (2 games)

ECO: C40u [Latvian Gambit: 3.Nxe5 Qf6 4.d4 d6 5.Nc4 fxe4]

Generated by Scid 4.2.2, 2011.02.15



0.1 Statistics and History

0.1.1 Statistics

	Games	1:0	$\frac{1}{2}:\frac{1}{2}$	0:1	Score
All report games	2	1	0	1	50.0%

0.1.2 Oldest games

1: 1:0(30) Jove Grau – Oakes, 1998 ²

2: 0:1(18) Nierman Brenan R – Elburg, 1999 ¹

0.1.3 Newest games

1: 0:1(18) Nierman Brenan R – Elburg, 1999 ¹

2: 1:0(30) Jove Grau – Oakes, 1998 ²

0.1.4 Current popularity

Year	1800-99	1900-49	1950-69	1970-79	1980-89	1990-99	2000-09
Once every X games	—	—	—	—	—	797339	—

Frequency in all years: once every 2199576 games

In the 10 years to today: once every 0 games (no change from all years)

In the 5 years to today: once every 0 games (no change from all years)

In the 1 year to today: once every 0 games (no change from all years)

0.1.5 Most frequent players (White)

1: 1 1998 100% Jove Grau, Lluís ²

2: 1 1999 0% Nierman Brenan R ¹

0.1.6 Most frequent players (Black)

- 1: 1 1999 100% Elburg, John ¹
2: 1 1998 0% Oakes, Barrie ²

0.2 Ratings and Performance

0.2.1 Average ratings and performance

White rating: 0 (0 games); White performance: 0 (0% vs 0)

Black rating: 0 (0 games); Black performance: 0 (0% vs 0)

0.2.2 Games with highest average rating

1: 1:0(30) Jove Grau – Oakes, 1998 ²

2: 0:1(18) Nierman Brenan R – Elburg, 1999 ¹

0.3 Result Trends

0.3.1 Result lengths and frequencies

	Score	Game length			Frequency		
		1:0	$\frac{1}{2}:\frac{1}{2}$	0:1	1:0	$\frac{1}{2}:\frac{1}{2}$	0:1
Report games	50.0%	30	0	18	50.0%	0.0%	50.0%
All games	53.9%	39	35	40	38.6%	30.5%	30.7%

0.3.2 Shortest wins (White)

1: 1:0(30) Jove Grau – Oakes, 1998 ²

0.3.3 Shortest wins (Black)

1: 0:1(18) Nierman Brenan R – Elburg, 1999 ¹

0.4 Moves and Themes

0.4.1 Move orders reaching the report position

There was only one move order reaching this position:

1: 1.e4 e5 2.♘f3 f5 3.♗xe5 ♖f6 4.d4 d6 5.♗c4 fxe4 6.♙h5+ g6 7.♙e2 (2)

0.4.2 Moves from the report position

Move	ECO	Frequency	Score	μ Elo	Perf	μ Year	% Draws
1 d5		2: 100.0%	50.0%			1999	0%
Total		2: 100.0%	50.0%			1999	0%









0.4.3 Positional Themes

Frequency of themes in the first 20 moves of each game:

Same-side castling:	0%	White Isolated Queen Pawn:	50%
Opposite castling:	50%	Black Isolated Queen Pawn:	50%
Kingside pawn storm:	0%	White Pawn on 5/6/7th rank:	100%
Queens exchanged:	0%	Black Pawn on 2/3/4th rank:	100%
Only one side has Bishop pair:	0%	Open c/d/e file:	50%

0.4.4 Endgames

Material at the end of each game:

								
Report games	0%	0%	0%	0%	0%	0%	0%	100%
All games	3%	9%	9%	25%	2%	4%	4%	43%

0.5 Theory Table

	1.e4	e5	2.♘f3	f5	3.♘xe5	♙f6	4.d4	d6	5.♘c4	fxe4	6.♙h5+	g6	7.♙e2:	
	+1 =0 -1 (1/2: 50%)													
	7	8	9	10	11	12	13	14						
1	♙e2	♘e5	c4	cxd5	♙b5+	♘xd7	♙xb7	♘d2	1: 0%					
	d5	♙d6	c5	cxd4	♘d7	♙xd7	♙c8	e3 ¹						
2	f4	♙e3	♙d2	c4	♘c3	g3	1: 100%					
	♘c6	♘ge7	♘f5	♙b4	♙h4+	♘xg3 ²						

¹ **15.♘f3** exf2+ 16.♙xf2 ♙c2+ 17.♙e2 d3
18.♙g5 ♙xe2+ 0:1 Nierman Brenan R – Elburg,
1999.

² **15.hxg3** ♙xh1 16.OOO ♙h5 17.cxd5 ♘xe5
18.dxe5 OO 19.♙g2 ♙g4 20.♙h1 ♙f5 21.♙d4
♙a5 22.♘xe4 ♙b6 23.♙d2 ♙g7 24.♙h4 h5
1:0(30) Jove Grau – Oakes, 1998.